





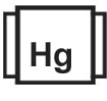







Certificate of Analysis

Sample:KN40215005-001
Harvest/Lot ID: 02-12-2024
Batch#: 02/12/2024
Cultivation Facility: 01_23-40075
Processing Facility :
Batch Date: 02/12/24
Sample Size Received: 354.882 ml
Total Batch Size: 4693908 ml
Retail Product Size: 354.882 ml
Ordered : 02/13/24
Sampled : 02/13/24
Completed: 02/16/24

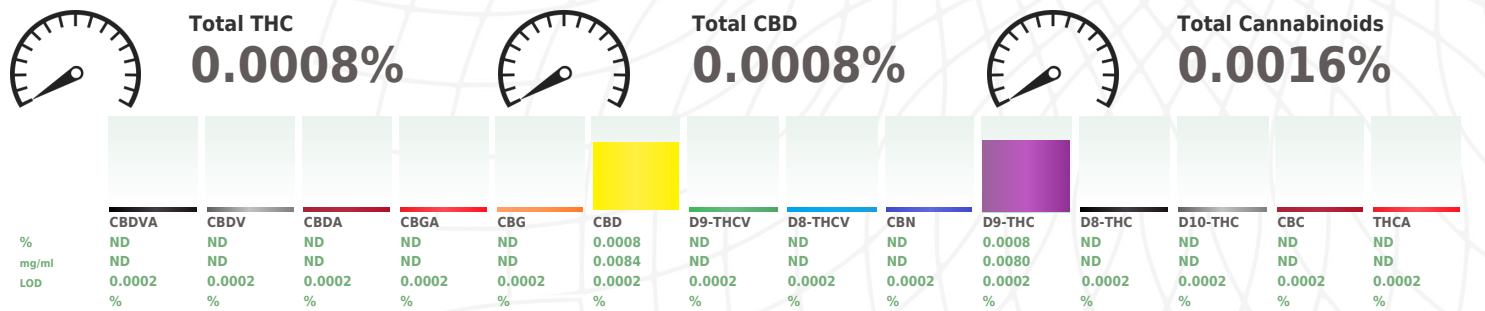
Feb 16, 2024 | Creek Leaf 1817, LLC
2901 3rd Ave N
Birmingham, AL, 35203, US



PASSED
Page 1 of 1

PRODUCT IMAGE	SAFETY RESULTS								MISC.
	 Pesticides NOT TESTED	 Heavy Metals NOT TESTED	 Microbials NOT TESTED	 Mycotoxins NOT TESTED	 Residuals Solvents NOT TESTED	 Filtration NOT TESTED	 Water Activity NOT TESTED	 Moisture NOT TESTED	 Terpenes NOT TESTED

Potency	PASSED
---------	--------



Analyzed by: 2657 Weight: 2.0097g Extraction date: 02/15/24 12:04:07 Extracted by: 2990

Analysis Method : SOP.T.30.031.TN & SOP.T.40.031.TN Expanded Measurement of Uncertainty: Flower Matrix d9-THC: ± 0.100 , THCA: ± 0.124 , TOTAL THC ± 0.112 . These uncertainties represent an expanded uncertainty expressed at approximately the 95% confidence level using a coverage factor $k=2$ for a normal distribution.

Analytical Batch : KN004546POT
Instrument Used : E-SHI-008
Running on : N/A

Reviewed On : 02/16/24 10:41:41
Batch Date : 02/15/24 09:20:07

Dilution : N/A
Reagent : 121823.01; 100422.02; 010224.01; 010824.04; 012624.R04; 020724.R03; 020624.01; 111723.04
Consumables : 302110210; 22/04/01; 3254282; 251760; 201123-058; 260148; 230415059D; 1008702218; 947.100; GD220016; 0000257576; 6121219; n/a; IV250.100
Pipette : E-EPP-081; E-VWR-119; E-VWR-120; E-VWR-121

Full spectrum cannabinoid analysis utilizing High Performance Liquid Chromatography with UV/PDA detection (HPLC-UV/PDA). All cannabinoids have an LOQ of 0.01%.

%	D9-THCVA	D8-THCVA	TOTAL THC VA	9S-HHC	9R-HHC	TOTAL HHC	D9-THCP	D8-THCP	TOTAL THC P	D9-THC-O	D8-THC-O	TOTAL THC O
mg/ml	ND	ND	ND	ND	ND	ND	ND	ND	ND	ND	ND	ND
LOD	0.0002	0.0002	0.0002	0.0002	0.0002	0.0002	0.00002	0.00002	0.0000	0.0002	0.0002	0.0002
%	%	%	%	%	%	%	%	%	2 %	%	%	%

Analyzed by: 2657, 3050 Weight: 2.0097g Extraction date: 02/15/24 12:03:34 Extracted by: 2990

Analysis Method : SOP.T.30.031.TN, SOP.T.40.032.TN, SOP.T.40.151.TN
Analytical Batch : KN004547CAN
Instrument Used : E-SHI-008
Running on : N/A

Reviewed On : 02/16/24 16:50:31
Batch Date : 02/15/24 11:44:45

This report shall not be reproduced, unless in its entirety, without written approval from Labstat. This report is an Labstat certification. The results relate only to the material or product analyzed. Test results are confidential unless explicitly waived otherwise. Void after 1 year from test end date. Cannabinoid content of batch material may vary depending on sampling error. IC=In-control QC parameter, NC=Non-controlled QC parameter, ND=Not Detected, NA=Not Analyzed, ppm=Parts Per Million, ppb=Parts Per Billion. Limit of Detection (LoD) and Limit of Quantitation (LoQ) are terms used to describe the smallest concentration that can be reliably measured by an analytical procedure. RPD=Reproducibility of two measurements. Action Levels are State determined thresholds variable based on uncertainty of measurement (UM) for the analyte. The UM error is available from the lab upon request. The "Decision Rule" for the pass/fail does not include the UM. The limits are based on F.S. Rule 64-4.310.

Sue Ferguson
Lab Director

State License # n/a
ISO Accreditation # 17025:2017


Signature

02/16/24

Signed On